

Université libre de Bruxelles / Je suis étudiant(e) / Mon horaire  
 Aujourd'hui < Sept > Semaine actuelle - 26/12/2021 Rechercher DOE John, B1-IRBI - gr.1 English Aide Compl  
 Limites de dates 13/09/2021 - 26/12/2021 Enregistrer favori Sabonner Télécharger Filtre Personnaliser

	Lundi	Mardi	Mercredi	Jeudi	Vendredi	Samedi	Dimanche
08:00	12x MATH112 Théorie	12x CHIMP101 Théorie	5x PHY1101 Exercices	11x CHIMP101 Théorie	12x MATH112 Théorie		
09:00	10x CHIM101 Exercices	1x CHIMP101 TP	11x BING1001 Théorie	11x CHIMP101 Théorie	1x MATH112 Théorie		
10:00	1x BIOC1104 BIOC1105 BIOC1104 Théorie	1x CHIMP101 TP	11x BING1001 Théorie	1x BIOC1104 BIOC1105 Théorie	1x MATH112 Théorie		
11:00	10x CHIM101 Exercices	1x CHIMP101 TP	11x BING1001 Théorie	1x BIOC1104 BIOC1105 Théorie	1x MATH112 Théorie		
12:00							
13:00							
14:00	5x PHY1101 Théorie	10x CHIMP101 Travaux pratiques	12x BING1001 Théorie	9x PHY1101 Exercices	1x MATH112 Théorie		
15:00							
16:00	1x BIOC1104 BIOC1105 Exercices	12x MATH112 Exercices	12x BING1001 Théorie	11x MATH112 Exercices	1x MATH112 Théorie		
17:00							
18:00							
19:00							

Exercices Théorie Travaux pratiques Conférence/Colloque

Lien vers cette page Texte

# HORAIRES ULB (SCHEDULE PAGES)

Tutorial to use the new website dedicated to schedules, for the information of students

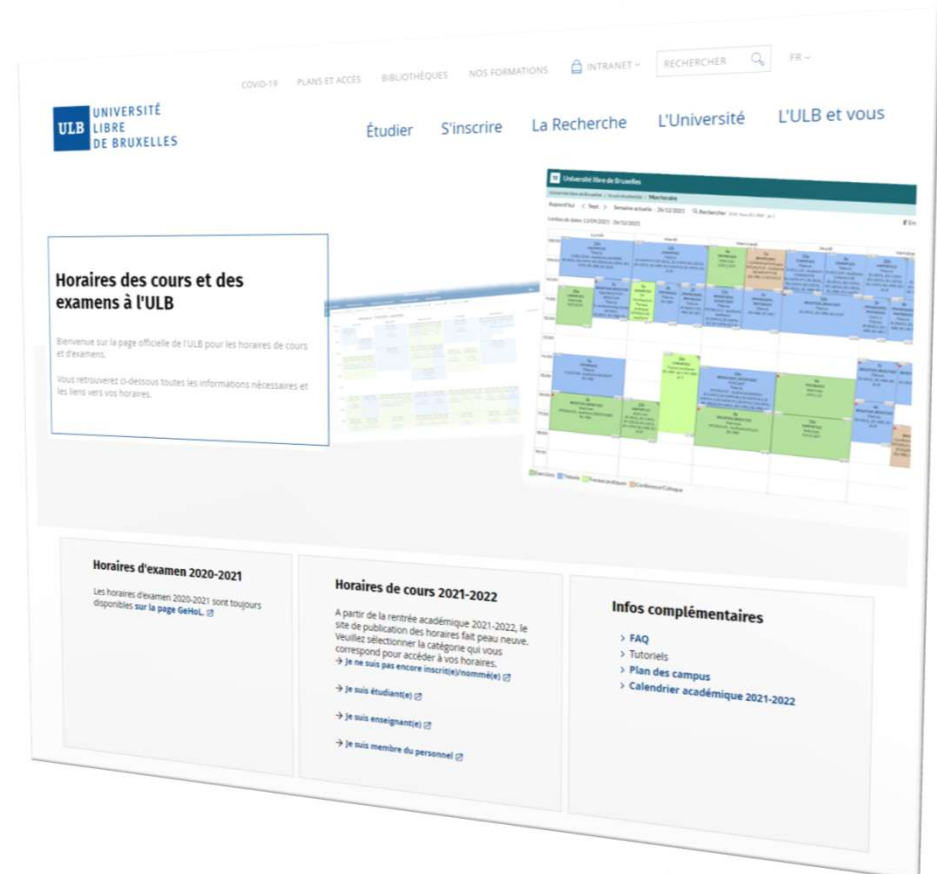
# One main address: [ulb.be/en/schedules](https://ulb.be/en/schedules)

## You'll find there:

- Links to your schedules
  - On GeHoL for the exam sessions 2020-2021
  - On Horaires ULB for all the schedules from Q1 2021-2022
- Tutorials to get to know this new tool
- A link to the Frequently Asked Questions (support)
- Other useful resources

## To view your schedule:

- If you know your [ULBID](#) and password:
  - Click on  [> I am a student](#)
- If you don't have an IT identity (ULBID) at ULB:
  - Click on  [> I don't have an ULBID yet](#)
    - No connection needed
    - Limited information



The image shows a login page for the University of Brussels (ULB). The page features the ULB logo and the text 'UNIVERSITÉ LIBRE DE BRUXELLES'. Below this, there is a prompt to enter the identifier and password. There are two input fields: one for the identifier and one for the password, which includes a toggle for visibility. There are three buttons: 'SE CONNECTER', 'MOT DE PASSE OUBLIÉ ?', and 'CRÉER UN COMPTE'. At the bottom, there is a security notice in French.

ULB UNIVERSITÉ  
LIBRE  
DE BRUXELLES

🛡️ Entrez votre identifiant et votre mot de passe.

Identifiant :

Mot de passe :

SE CONNECTER

MOT DE PASSE OUBLIÉ ?

CRÉER UN COMPTE

Pour des raisons de sécurité, veuillez vous [déconnecter](#) et fermer votre navigateur lorsque vous avez fini d'accéder aux services authentifiés.

Identify yourself with your [ULBID](#) and associated password

# Different timetable displays

You can choose from which point of view you want to view your timetables:

- **My schedule**
  - It will automatically display the courses from your PAE if they are up-to-date in MonULB
- **Schedule by student set**
  - Understand: by « year block » or by « level » or by « year » (terms used before the décret Paysage)
  - It enables you to choose student sets for core curriculum and/or subgroups (for example, to see the schedules of a specific practicals group)
- **Schedule by course**
  - Or by UE to be correct
  - One or more UE can be selected
- **Schedule by lecturer**
  - If you can't find a lecturer in the list, it means that at this moment, he/she is not connected to any timetables in our system



## My schedule

According to your PAE once it has been set by your Faculty.



## Schedule by student set

View the schedule of one student set or more



## Schedule by course

View the schedule of one course or more

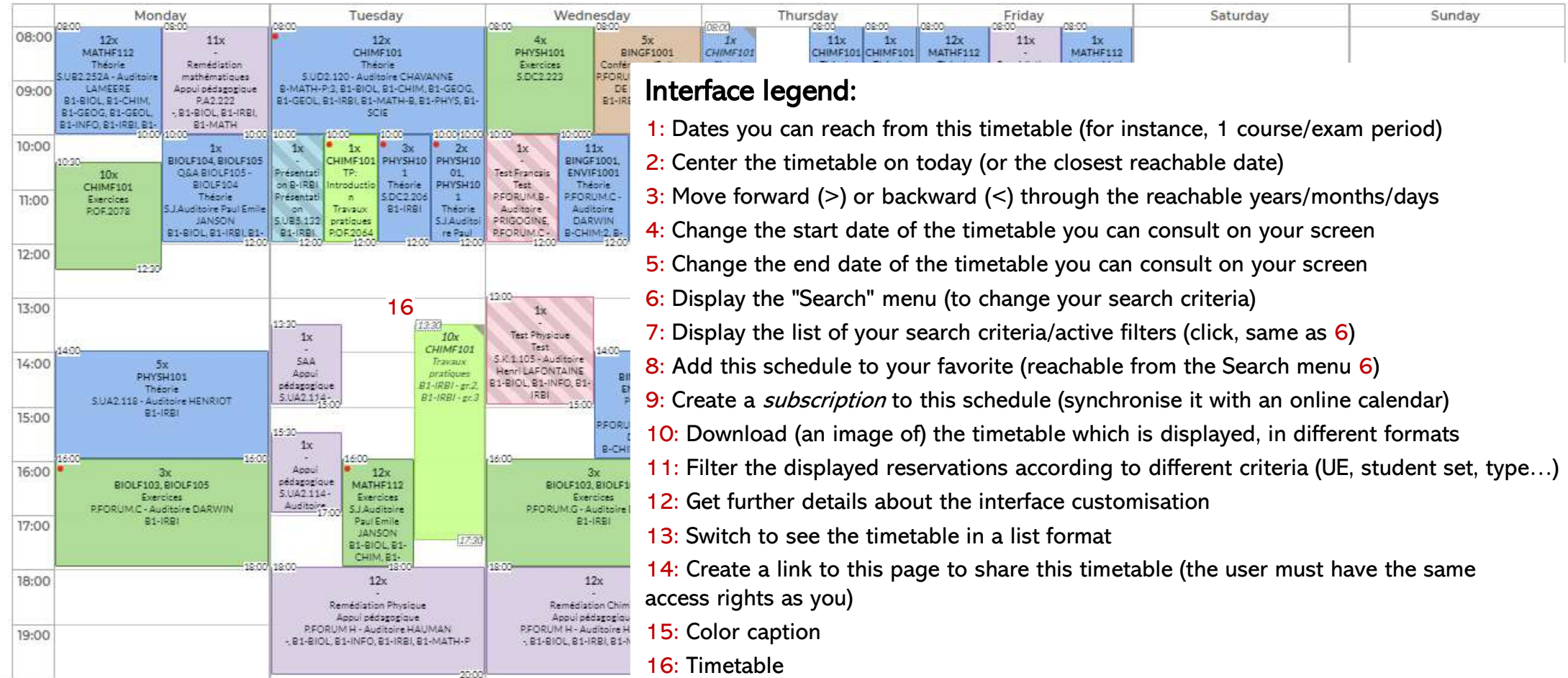


## Schedule by lecturer

View the schedule of one lecturer or more



1 Date limits 13/09/2021 - 26/12/2021

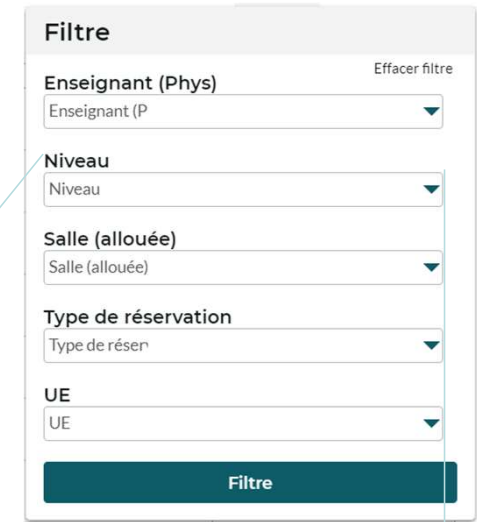


### Interface legend:

- 1: Dates you can reach from this timetable (for instance, 1 course/exam period)
- 2: Center the timetable on today (or the closest reachable date)
- 3: Move forward (>) or backward (<) through the reachable years/months/days
- 4: Change the start date of the timetable you can consult on your screen
- 5: Change the end date of the timetable you can consult on your screen
- 6: Display the "Search" menu (to change your search criteria)
- 7: Display the list of your search criteria/active filters (click, same as 6)
- 8: Add this schedule to your favorite (reachable from the Search menu 6)
- 9: Create a *subscription* to this schedule (synchronise it with an online calendar)
- 10: Download (an image of) the timetable which is displayed, in different formats
- 11: Filter the displayed reservations according to different criteria (UE, student set, type...)
- 12: Get further details about the interface customisation
- 13: Switch to see the timetable in a list format
- 14: Create a link to this page to share this timetable (the user must have the same access rights as you)
- 15: Color caption
- 16: Timetable

# My schedule

- By default, in « My schedule », **all the sessions of all the UE you enrolled at will be displayed on your screen**
- You can **filter** (hide) some sessions thanks to the button « Filter » (11)
- Select a filter criterion (here « Studentset ») and click the one(s) you want to keep in the drop-down list (you can enter a key word to make this list shorter)
- Validate the filter by clicking on « Filter »
- And it's done!
- To cancel a filter and go back to the initial display, click on « Clear filter » in the top right-hand corner in the Filter menu.



Filtre

Effacer filtre

Enseignant (Phys)  
Enseignant (P)

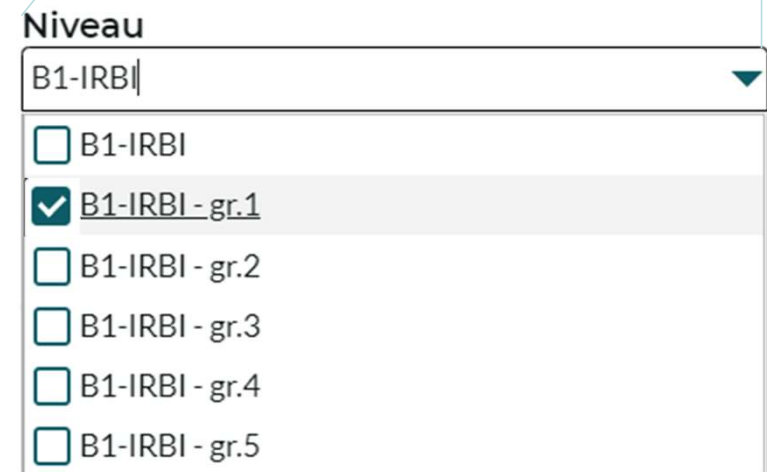
Niveau  
Niveau

Salle (allouée)  
Salle (allouée)

Type de réservation  
Type de résen

UE  
UE

Filtre



Niveau

B1-IRBI

B1-IRBI

B1-IRBI - gr.1

B1-IRBI - gr.2

B1-IRBI - gr.3

B1-IRBI - gr.4

B1-IRBI - gr.5

# My schedule

- Once your schedule is set up, you can:
    - Save it as **bookmark** in your web browser
    - Save it as « **favorite** » (8) in the schedule interface
      - You can find all the favorite pages you saved by clicking on « / **My schedule** / »
      - Your favorite pages will also be reachable by default in the « Search » menu (6), right above your history search
    - « **Subscribe** » (9) to the schedule to synchronise this schedule in your online calendar
      - Choose the duration of the subscription : 2, 4 weeks or the entire duration which is displayed
      - In Outlook/Google etc., copy the link which is given and paste it as expected:
        - In Outlook: « Open a calendar » / « from the Internet ».
        - In Google Agenda: « Other agendas » / « from the URL ».
      - On Apple devices: click on the button « iPhone & iPad: Subscription iCal »
- So that the matching app is automatically launched.

# Schedule by student set

The screenshot shows the ULB GeHoL interface. At the top, there is a dark teal header with the ULB logo and navigation links for 'English', 'Aide', and 'Compte'. Below this is a light teal breadcrumb trail: 'Université libre de Bruxelles / Je suis étudiant(e) / Horaire par niveau'. The main content area has a light grey background. On the left, there is a 'Rechercher' section with a search input field containing 'Rechercher Niveau', a 'Rechercher' button, a dropdown menu for 'Entité', and buttons for 'Tout ajouter: Niveau' and 'Séparateur +'. A 'Réinitialiser' link is also present. On the right, there is a 'Mes critères' section with 'Trier' and 'Effacer' options. Below the search section, there is a 'Résultat' section with a large icon of a calendar and a magnifying glass. The text in this section reads: 'Bienvenue sur cette nouvelle interface d'affichage des horaires, qui remplacera GeHoL dès le début de l'année académique 2021-22. Vous pouvez consulter ici les horaires du Q1 2021-22.' There are two blue links: 'Cliquez ici pour retrouver les horaires d'examens de la session d'août-septembre 2021 qui restent consultables uniquement sur GeHoL.' and 'Cliquez ici pour retrouver les tutoriels d'utilisation de cette interface, sur la page ulb.be/horaires'. To the right of the 'Résultat' section, there is a large empty box with a calendar icon and the text 'Rien de sélectionné pour le moment.' and a dark teal button labeled 'Afficher emploi du temps'.

In the display mode “Schedule by student set”, the Search menu (6) opens by default so that you can select the student set(s) whose timetables you’re looking for.



# Schedule by student set

- Enter one key word or more for the student set(s) you're looking for by clicking on « Search Level ».
- The matching student sets appear gradually in the « Result » list.
  - You can also filter the result based on the entity (Faculty, School, Institute...) in charge
- Click on the student set(s) selected in the « Result » list to move them to the « My criteria » list
- Then click on « Show schedule »

Pharmacie

Ecole Polytechnique Bruxelles

Institut Etudes Européennes

Lettres, Traduction et Communication

Médecine

Pharmacie

Résultat	Mes critères
M-PHARS:1	M-PHARS:1
M-PHARS:2	
M-PHARW:1	

# Schedule by course

TE Université libre de Bruxelles English Aide Compte

Université libre de Bruxelles / Je suis étudiant(e) / Horaire par cours

Aujourd'hui < s1 > Semaine actuelle +6 semaines 🔍 Rechercher ✖ Personnaliser

**Rechercher**

Rechercher UE 🔍 Rechercher

Entité ▼ Période ▼

Tout ajouter: UE Séparateur + Réinitialiser

**Résultat**

Bienvenue sur cette nouvelle interface d'affichage des horaires, qui remplacera GeHoL dès le début de l'année académique 2021-22. Vous pouvez consulter ici les horaires du Q1 2021-22.

[Cliquez ici pour retrouver les horaires d'examens de la session d'août-septembre 2021 qui restent consultables uniquement sur GeHoL.](#)

[Cliquez ici pour retrouver les tutoriels d'utilisation de cette interface, sur la page \[ulb.be/horaires\]\(http://ulb.be/horaires\)](#)

**Mes critères** Trier Effacer

Rien de sélectionné pour le moment.

Afficher emploi du temps

The display mode “Schedule by course” functions like the “Schedule by student set” mode as it enables to filter by Entity and period (quadrimestre) in the Search menu (6).

# Schedule by lecturer

TE Université libre de Bruxelles English Aide Compte

Université libre de Bruxelles / Je suis étudiant(e) / Horaire par enseignant(e)

Aujourd'hui < Sept. > Semaine actuelle - 26/12/2021 Rechercher Personnaliser

Rechercher

Rechercher Enseignat Rechercher

Tout ajouter: Enseignant Séparateur + Réinitialiser

Résultat

Mes critères Trier Effacer

Bienvenue sur cette nouvelle interface d'affichage des horaires, qui remplacera GeHoL dès le début de l'année académique 2021-22. Vous pouvez consulter ici les horaires du Q1 2021-22.

[Cliquez ici pour retrouver les horaires d'examens de la session d'août-septembre 2021 qui restent consultables uniquement sur GeHoL.](#)

[Cliquez ici pour retrouver les tutoriels d'utilisation de cette interface, sur la page ulb.be/horaires](#)

Afficher emploi du temps

The display mode “Schedule by lecturer” functions like the “Schedule by student set” and “Schedule by course” modes but doesn’t allow filters in the Search menu (6).

Find some tips and tutorials on this page dedicated to schedules:

<https://www.ulb.be/en/schedules-tutos>