

TE Université libre de Bruxelles
Université libre de Bruxelles / Je suis étudiant(e) / Mon horaire
Aujourd'hui < Sept. > Semaine actuelle - 26/12/2021 Recherche DOE John, B1-IRBI - gr.1
English Aide Compte
Enregistrer favori S'abonner Télécharger Filtrer Personnaliser

Limites de dates 13/09/2021 - 26/12/2021

	Lundi	Mardi	Mercredi	Jeudi	Vendredi	Samedi	Dimanche	
08:00	12x MATHF112 Théorie S1B2.3234 - Auditoire LAMERE	12x CHIMF101 Théorie B-MATH-P.3, B1-BIOL, B1-CHIM, B1-GEOG, B1-GEOL, B1-IRBI, B1-MATH-B, B1-PHYS, B1-SCIE	1x PHYSH101 Exercices S.DC2.223	5x BINGF1001 Conférence/Colloque PFORUM.D - Auditoire DE HEMPTINE B1-IRBI, M-ENVI2	1x CHIMF101 Théorie S1UD2.120 - Auditoire CHAMANIE	12x MATHF112 Théorie B1-BIOL, B1-CHIM, B1-GEOG, B1-GEOL, B1-INFO, B1-IRBI, B1-SCIE	1x MATHF112 Interro Math Théorie B1-BIOL, B1-CHIM, B1-GEOG, B1-GEOL, B1-INFO, B1-IRBI, B1-SCIE	
09:00								
10:00	10x CHIMF101 Exercices PDF2078	1x BIOLF104, BIOLF105 Q&A BIOLF105 - BIOLF104 Théorie S.J.Auditoire Paul Emile JARDINE	1x CHIMF101 TP: Introduction Travaux pratiques PFORUM.B - Auditoire	11x BINGF1001 ENVI1001 Théorie PFORUM.C - Auditoire DARWIN	1x PHYSH1001 Cours 1 Théorie B-IRAR.2, B1-IRBI, B1-IRCI	9x PHYSH1001 Cours 3 Théorie B-IRAR.2, B1-IRBI, B1-IRCI	1x PHYSH1001 Cours 3 Théorie B-IRAR.2, B1-IRBI, B1-IRCI	
11:00								
12:00								
13:00								
14:00	5x PHYSH101 Théorie S.UA2.118 - Auditoire HENRIOT B1-IRBI	10x CHIMF101 Travaux pratiques B1-IRBI, P.2, B1-IRBI, B1-3	12x BINGF1001, ENVI1001 PPOCAST Théorie PFORUM.C - Auditoire DARWIN	9x PHYSH101 Exercices S.P4.1.10	7x BIOLF103, BIOLF105 Théorie B1-BIOL, B1-IRBI, B1-SCIE	4x BIOLF104, BIOLF105 Théorie B1-BIOL, B1-IRBI, B1-SCIE		
15:00								
16:00	3x BIOLF103, BIOLF105 Exercices PFORUM.E - Auditoire DE DONDER B1-IRBI	12x MATHF112 Exercices B1-BIOL, B1-CHIM, B1-GEOL, B1-INFO, B1-IRBI, B1-SCIE	3x BIOLF103, BIOLF105 Exercices PFORUM.G - Auditoire DOLLO B1-IRBI	11x MATHF112 Exercices P2IV0.607	4x BIOLF104, BIOLF105 Théorie B1-BIOL, B1-IRBI, B1-SCIE	2x BINGF1001 Conférence/Colloque PFORUM.A - Auditoire ENGLERTBROUT B1-IRBI, M-ENVI2		
17:00								
18:00								
19:00								

Exercices Théorie Travaux pratiques Conférence/Colloque

Lien vers cette page Texte

HORAIRES ULB (SCHEDULE PAGES)

Tutorial to use the website dedicated to schedules (students entry)

Go directly to the page you need:

• <u>Connection</u>	<u>3</u>	– <u>Save the schedule as a favorite</u>	<u>12</u>
• <u>Timetable displays</u>	<u>4</u>	– <u>Subscribe to the schedule</u>	<u>12</u>
• <u>Legend of the interface</u>	<u>5</u>	• <u>Schedule by level</u>	<u>13</u>
• <u>My schedule</u>	<u>6</u>	• <u>Schedule by course</u>	<u>15</u>
– <u>Quick configuration</u>	<u>6</u>	• <u>Schedule by lecturer</u>	<u>16</u>
– <u>Exact configuration</u>	<u>7</u>		
– <u>Complex configuration</u>	<u>8</u>		
• <u>Empty PAE?</u>	<u>9</u>		
• <u>Incomplete PAE?</u>	<u>10</u>		
• <u>Missing courses in the schedule?</u>	<u>10</u>		
• <u>Different groups depending on the course?</u>	<u>11</u>		

The image shows a login page for the University of Brussels (ULB). The page has a white background with a blue header containing the ULB logo and the text 'UNIVERSITÉ LIBRE DE BRUXELLES'. Below the header, there is a shield icon followed by the text 'Entrez votre identifiant et votre mot de passe.' There are two input fields: 'Identifiant :' and 'Mot de passe :'. The password field has a blue button with an eye icon to toggle visibility. Below the input fields, there are three buttons: 'SE CONNECTER', 'MOT DE PASSE OUBLIÉ ?', and 'CRÉER UN COMPTE'. At the bottom, there is a security notice: 'Pour des raisons de sécurité, veuillez vous déconnecter et fermer votre navigateur lorsque vous avez fini d'accéder aux services authentifiés.' The page is framed by a background image of autumn leaves in shades of red and orange.

UNIVERSITÉ
LIBRE
DE BRUXELLES

Entrez votre identifiant et votre mot de passe.

Identifiant :

Mot de passe :

SE CONNECTER

MOT DE PASSE OUBLIÉ ?

CRÉER UN COMPTE

Pour des raisons de sécurité, veuillez vous [déconnecter](#) et fermer votre navigateur lorsque vous avez fini d'accéder aux services authentifiés.

To access the schedules as a student, [click on this link](#).
Identify yourself with your [ULBID](#) and associated password.

Different timetable displays

You can choose from which point of view you want to view your timetables:

- **My schedule**
 - It will automatically display the courses from your PAE if they are up to date in MonULB
- **Schedule by student set**
 - Understand: by « year block » or by « level » or by « year » (terms used before the « décret Paysage »)
 - It enables you to choose student sets for core curriculum and/or subgroups (for example, to see the schedules of a specific practicals group)
- **Schedule by course**
 - Or by UE to be correct
 - One or more UE can be selected
- **Schedule by lecturer**
 - If you can't find a lecturer in the list, it means that at this moment, he/she is not connected to any timetable in our system
- **Today (smartphone view)**
 - Optimized view intended to display the reservations of the day

My schedule

According to your PAE once it has been set by your Faculty. MAJ September 6th: Default setting set on DateView instead of WeekdayView

Schedule by student set

View the schedule of one student set or more

Schedule by course

View the schedule of one course or more

Schedule by lecturer

View the schedule of one lecturer or more

Today (smartphone view)

This view is a "day to day" version of My schedule wich fits better on tablet or smartphones

	Monday	Tuesday	Wednesday	Thursday	Friday	Saturday	Sunday
08:00	12x MATHF112 Théorie S.UB2.252A - Auditoire LAMEERE B1-BIOL, B1-CHIM, B1-GEOL, B1-GEOL, B1-INFO, B1-IRBI, B1-MATH	12x CHIMF101 Théorie S.UD2.120 - Auditoire CHAVANNE B-MATH-P-3, B1-BIOL, B1-CHIM, B1-GEOL, B1-GEOL, B1-IRBI, B1-MATH-B, B1-PHYS, B1-SCIE	4x PHYSH101 Exercices S.DC2.223				
09:00							
10:00	11x - Remédiation mathématiques Appui pédagogique PA2.222 - B1-BIOL, B1-IRBI, B1-MATH	1x - Présentation on B-IRBI Présentation on S.UB5.132 B1-IRBI	1x CHIMF101 TP: Introduction Travaux pratiques POF2064	3x PHYSH101 1 Théorie S.DC2.206 B1-IRBI	2x PHYSH101 01, PHYSH101 1 Théorie S.J.Auditoire Paul		
10:30	10x CHIMF101 Exercices POF2078	1x BIOLF104, BIOLF105 Q&A BIOLF105 - BIOLF104 Théorie S.J.Auditoire Paul Emile JANSON B1-BIOL, B1-IRBI, B1-			1x - Test Français Test P.FORUM.B - Auditoire PRIGOGINE, P.FORUM.C - B-CHIM:2, B-		
11:00							
12:00							
13:00							
14:00	5x PHYSH101 Théorie S.UA2.118 - Auditoire HENRIOT B1-IRBI	1x - SAA Appui pédagogique S.UA2.114 -	10x CHIMF101 Travaux pratiques B1-IRBI - gr.2, B1-IRBI - gr.3	1x - Test Physique Test S.K1.105 - Auditoire Henri LAFONTAINE B1-BIOL, B1-INFO, B1-IRBI			
15:00							
16:00	3x BIOLF103, BIOLF105 Exercices P.FORUM.C - Auditoire DARWIN B1-IRBI	1x - Appui pédagogique S.UA2.114 - Auditoire	12x MATHF112 Exercices S.J.Auditoire Paul Emile JANSON B1-BIOL, B1-CHIM, B1-		3x BIOLF103, BIOLF105 Exercices P.FORUM.G - Auditoire B1-IRBI		
17:00							
18:00		12x - Remédiation Physique Appui pédagogique P.FORUM.H - Auditoire HAUMAN - B1-BIOL, B1-INFO, B1-IRBI, B1-MATH-P			12x - Remédiation Chim Appui pédagogique P.FORUM.H - Auditoire H - B1-BIOL, B1-IRBI, B1-		
19:00							

Interface legend:

- 1: Dates you can reach from this timetable (for instance, 1 course/exam period)
- 2: Center the timetable on today (or the closest reachable date)
- 3: Move forward (>) or backward (<) through the reachable years/months/days
- 4: Change the start date of the timetable you consult on your screen
- 5: Change the end date of the timetable you consult on your screen
- 6: Display the "Search" menu (to change your search criteria)
- 7: Display the list of your search criteria/active filters (click, same as 6)
- 8: Add this schedule to your favorite (reachable from the Search menu 6)
- 9: Create a subscription to this schedule (synchronise it with an online calendar)
- 10: Download (an image of) the timetable which is displayed, in different formats
- 11: Filter the displayed reservations according to different criteria (UE, student set, type...)
- 12: Get further details about the interface customisation
- 13: Switch to see the timetable in a list format
- 14: Create a link to this page to share this timetable (the user must have the same access rights as you)
- 15: Color caption
- 16: Timetable

My schedule

- By default, the view My schedule opens with the menu « **Search** » (6) which enables you to define the courses (UE)/student sets to display in your schedule, based on your PAE.

1) Quick configuration

- In « My PAE », click on « **Search** »
 - The content of your PAE and the levels which may match appear in the « Result ».
- In « Result », click on « **Add all** » at the bottom of the box.
 - Your PAE and all the levels are added to « My criteria ».
- Click on « **Show schedule** »
 - The timetable of all the courses of your PAE, matching at least one of the levels you selected, appears on the screen.

My schedule

2) Exact configuration

- In « My PAE », click on « **Search** »
 - The content of your PAE and the levels which may match appear in the « Result ».
- In « Result », select your name
 - If you hover over your name with a mouse, the list of your PAE's courses will be displayed just below.***
 - Adding your name in « My criteria » will produce the same effect as adding each of these courses of the list. The list is regularly updated with the change in your PAE in MonULB.
- Then add **ONLY** the levels (groups) you're supposed to attend courses with.
 - In this example, John DOE has courses from blocks 1 and 2, but none from block 3 in his PAE.
 - Let's suppose he'll have to attend the exercises from group 4 only for his block 1 courses (B1-IRBI-gr.4). The exact selection should be the one on the right picture =>
- Click on « **Show schedule** »

Search

My PAE ▾ Search My PAE

Result

DOE John UE in my PAE

Name DOE John

Info Les codes de cours de mon PAE (Programme Annuel de l'Etudiant) s'affichent ici! PAE 22-23 = BIOLF105, CHIMF101, CHIMF102, PHYSH101, BIOLF2001, MATHF112, BINGF1001

B-IRBI:3

My criteria Sort Clear

DOE John

B1-IRBI

B1-IRBI - gr.4

B-IRBI:2

My schedule

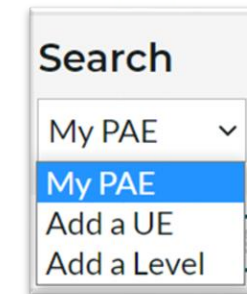
3) Complex configuration

In « My PAE », click on « **Search** »

- If nothing appears in the Result,
- If the list of your PAE's courses when you hover over it is incomplete,
- If after adding your PAE and your levels in « My criteria », the timetable you see is still incomplete,
- If you want to test what your schedule would look like if you added to the schedule an additional course (for instance, before validating your option choice)

These functionalities may be useful for you:

- The **pull-down menu** enables you to select courses and/or levels/student sets out of the ones which match your known PAE, via the menus « **Add a UE** » and « **Add a level** »
- You can also combine the results of several requests in « My criteria » via the « **Separator +** » **button**
- **Let's see different practical examples of their use:**



My schedule

Example 1: when you hover over it, your PAE is empty

As you wait for your PAE to be available, it's recommended to consult the schedule by student set.

Stay on the « My schedule » page :

1. In the pull-down menu, select « Add a level »
2. Enter a key word from your level in the search bar
3. Only add the level(s) that match your situation in « My criteria »
4. Click on « **Show schedule** »

[You can also go to the "Schedule by student set" view](#)

Search

Add a Level ▾

bachelier en sociolog

🔍 Search

Add: Add a Level

Separator + ⓘ

Filter &&

Result

B-SHUM-S:3, Bachelier en sciences humaines et sociales (Site de Bruxelles, ULB) - Poursuite du cursus - Mineure en Sociologie

B-SOCA-A:2, Bachelier en sociologie et anthropologie - Poursuite du cursus - Option anthropologie


B-SOCA-A:3, Bachelier en sociologie et anthropologie - Poursuite du cursus - Option anthropologie

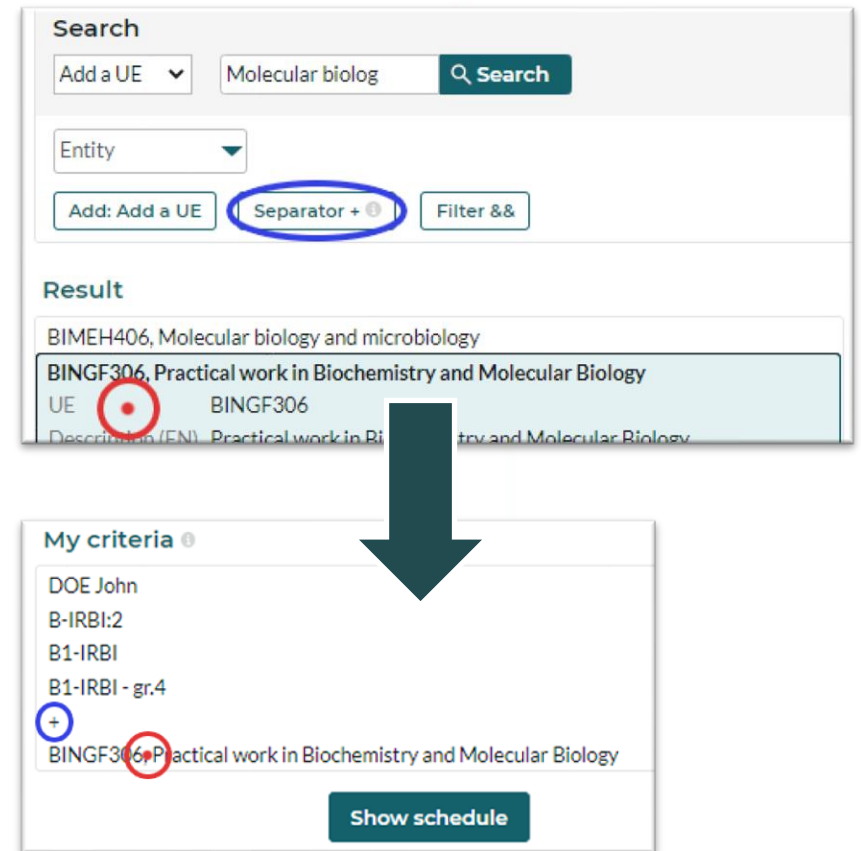
B-SOCA-S:2, Bachelier en sociologie et anthropologie - Poursuite du cursus - Option sociologie

B-SOCA-S:3, Bachelier en sociologie et anthropologie - Poursuite du cursus - Option sociologie

My schedule

Example 2: when hovering over, your PAE is incomplete/some courses/sessions are missing in your timetable

1. Configure your timetable as mentioned in the slide « **2) Exact configuration** »
2. Click on the button  to add a new request in your criteria
3. In the pull-down menu, select « Add a course »
4. Enter a key word (course name, code, mnémonique, etc.) for the missing courses in the search bar
5. In « Result », click on **the missing courses** to add them to « My criteria ».
6. Click on « **Show schedule** »



The screenshot illustrates the search process. At the top, there is a search bar with the text "Molecular biolog" and a "Search" button. Below the search bar, there is a "Separator + ?" button circled in blue. The "Result" section shows a list of courses, with "BINGF306, Practical work in Biochemistry and Molecular Biology" highlighted in light blue. A red circle highlights the "UE" (Unit) column for this course. A large dark blue arrow points from the highlighted course in the results to the "My criteria" section below. In the "My criteria" section, the course "BINGF306, Practical work in Biochemistry and Molecular Biology" is listed with a red circle around the "UE" column. A "Show schedule" button is located at the bottom right of the "My criteria" section.

My schedule

Example 3: you belong to different exercises groups for courses (UE) from the same block?

Just deal with these UE as if you were looking for timetables of « out of your PAE » courses, using the

The example on the right will only display the schedule of :

- Group 01 (block 1) for all the block 1 UE of your PAE,
 - Group 21 (block 3) for all the block 3 UE of your PAE,
 - (No block 2 UE of your PAE at this stage, since you're not combining your PAE with a block 2 group)
- +
- The schedule of group 01 (block 2) for the UE DROIC2001,
- +
- The schedule of group 02 (block 2) for the UE DROIC2002 and DROIC2003.

My criteria ⓘ

DOE John

B1-DROIB - groupe 01

B-DROIB:3 - groupe 21

+

DROIC2001

B-DROIB:2 - groupe 01

+

DROIC2002

DROIC2003

B-DROIB:2 - groupe 02

My schedule

Save the configuration of your schedule

- Once your schedule is configured, it's recommended:
 - To save it as a **favorite** in your web browser.
 - Or to save it as a « **favorite** » (8) in your timetabling interface
 - You can find all your saved favorites by clicking on « / **My schedule** / »
 - By default, your favorites will also be displayed in the « Search » menu (6) above the search history.
 - Or to « **Subscribe** » (9) to synchronize this schedule in your online agenda
 - Choose the duration of your subscription : 2, 4 weeks **or the entire duration which is displayed.**
 - In Outlook/Google etc., copy the link you see and paste it as expected:
 - In Outlook: « Open a calendar » / « from Internet ».
 - In Google Agenda: « Other agendas » / « from a URL ».
 - On Apple: click on the « iPhone & iPad: Abonnement iCal » button so that it automatically opens the matching application.

TE Université libre de Bruxelles

Université libre de Bruxelles / I am a student / My schedule

Today < Sep > Current week - 26

Date limits 13/09/2021 - 26/12/2021

Monday

08:00 08:00 12x 08:00 11x

Favorites

DOE John, B1-IRBI - gr.1 Tout X

DOE John, B1-IRBI - gr.1, Théor... X

Favorites

DOE John, B1-IRBI - gr.1 Tout

DOE John, B1-IRBI - gr.1, Théorie

History

DOE John, B1-IRBI - gr.1

Subscribe

Time Relative 2 weeks

Copy and paste the following link into a calendar program. Reservations that took place more than 14 day

https://cloud.timeedit.net/be_ulb/web/etudiant/ri68Q4yZ26XZZdQ9Q67un3tY546087t55309wZYQn57ZZQ014Q0Q4B6B68F65DA458DC27E0C68

iPhone & iPad: Subscription iCal

Schedule by student set

Search

Search Level

Entity

Result

Welcome to the timetable publishing interface of ULB.

Here you can access the schedules of the Q1 period 2022-2023.

[Tutorials about this interface are available on this webpage:
https://www.ulb.be/en/schedules-tutos](https://www.ulb.be/en/schedules-tutos)

My criteria ⓘ Sort Clear

Nothing selected yet.

In the display mode **“Schedule by student set”**, the Search menu (6) opens by default so that you can select the student set(s) whose timetables you’re looking for.

Schedule by student set

- Enter one key word or more for the student set(s) you're looking for by clicking on « Search Level ».
- The matching student sets appear gradually in the « Result » list.
 - You can also filter the result based on the entity (Faculty, School, Institute...) in charge
- Click on the student set(s) selected in the « Result » list to move them to the « My criteria » list
- Then click on « Show schedule »

Search

master en sciences

Pharmacie

Ecole Polytechnique Bruxelles

Institut Etudes Européennes

Lettres, Traduction et Communication

Médecine

Pharmacie

Result

M-PHARS:1
M-PHARS:2
M-PHARW:1
M-PHARW:2

My criteria Sort Clear

M-PHARS:2 ×

Schedule by course

TE **Université libre de Bruxelles** Administrateur English Aide Compte

Université libre de Bruxelles / Je suis étudiant(e) / 2022-2023_Horaire par cours

Aujourd'hui < Sept. > Maintenant - 25/12/2022 🔍 Rechercher ✖ Personnaliser

Rechercher

Rechercher UE

Entité ▼ Période ▼

Résultat

Bienvenue sur l'interface officielle d'affichage des horaires de l'ULB.

Vous pouvez consulter ici les horaires de cours du Q1 2022-2023.

[Cliquez ici pour retrouver les tutoriels d'utilisation de cette interface sur la page ulb.be/fr/horaires/tutos](http://ulb.be/fr/horaires/tutos)

Mes critères ⓘ

Trier Effacer

Rien de sélectionné pour le moment.

The display mode “Schedule by course” functions like the “Schedule by student set” mode as it enables to filter by Entity and period (quadrimestre) in the Search menu (6).

Schedule by lecturer

TE **Université libre de Bruxelles** Administrator Francais Help Account

Université libre de Bruxelles / I am a student / 2022-2023_Schedule by lecturer

Today < Sep > Now - 25/12/2022 Search Customize

Search

Result

Welcome to the timetable publishing interface of ULB.
Here you can access the schedules of the Q1 period 2022-2023.
[Tutorials about this interface are available on this webpage: https://www.ulb.be/en/schedules-tutos](https://www.ulb.be/en/schedules-tutos)

My criteria

Nothing selected yet.

The display mode “Schedule by lecturer” functions like the “Schedule by student set” and “Schedule by course” modes but doesn’t allow filters in the Search menu (6).

Find some help and other tutorials on the dedicated page:
<https://www.ulb.be/en/schedules-tutos>